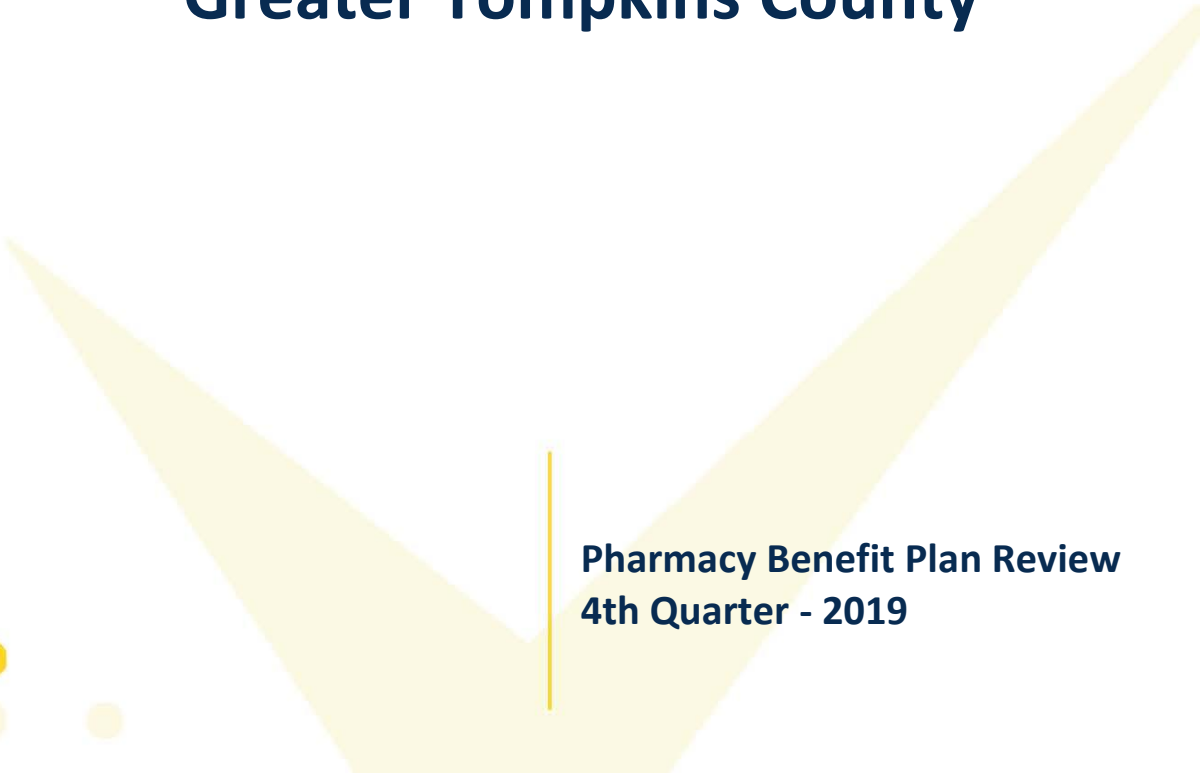




Greater Tompkins County



**Pharmacy Benefit Plan Review
4th Quarter - 2019**



INTRODUCTION

Today's client review will include the following:

- Review client performance for the current period
- Analysis of client performance
- Network Discount Savings: \$9,666,885.86
- Make recommendations for improving future performance

ProAct Contacts:

- Corey Prashaw
 - Account Manager
- Ron Romano, RPh
 - Clinical Account Director

Phone: (315) 287-3652 ext. 3634

E-Mail: CoreyPrashaw@proactrx.com

Phone: (315) 287-3652 ext.3631

E-Mail: RonRomano@proactrx.com

Helpdesk (eligibility and support)

ProAct general support:

ProAct eligibility support:

1-877-635-9545

Support@proactrx.com

Eligibility@proactrx.com

<http://www.proactrx.com>

<http://www.proactpharmacyservices.com>

Our focus is *you*...



Proprietary & Confidential



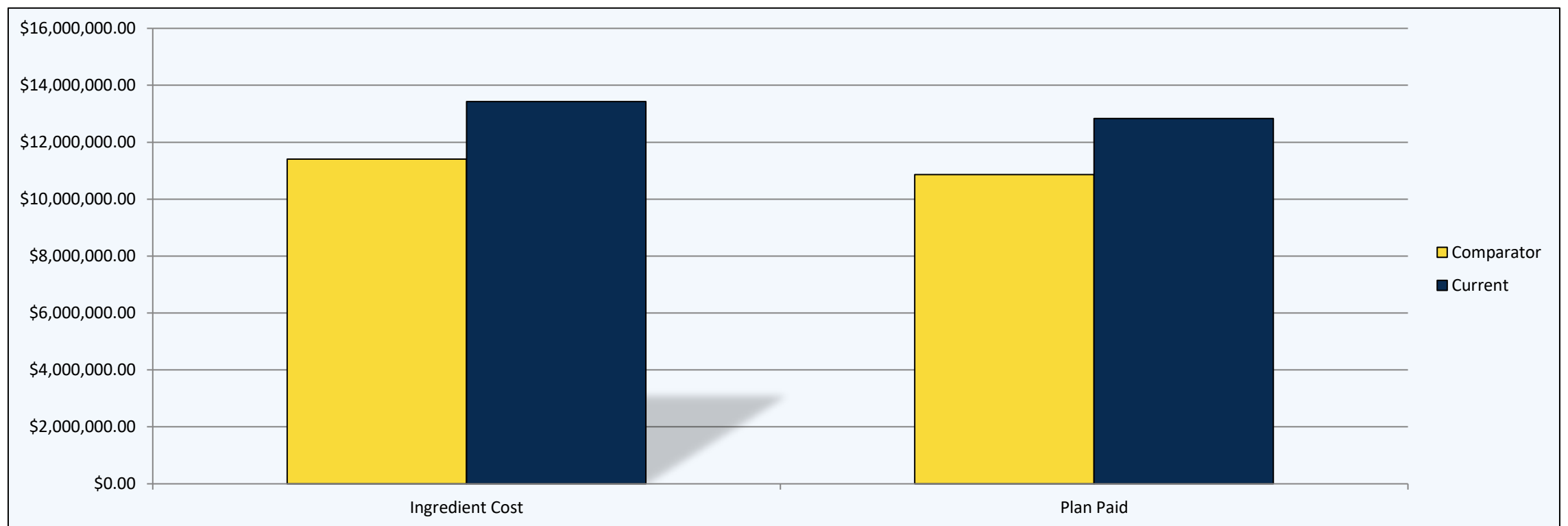


Performance



Performance Summary

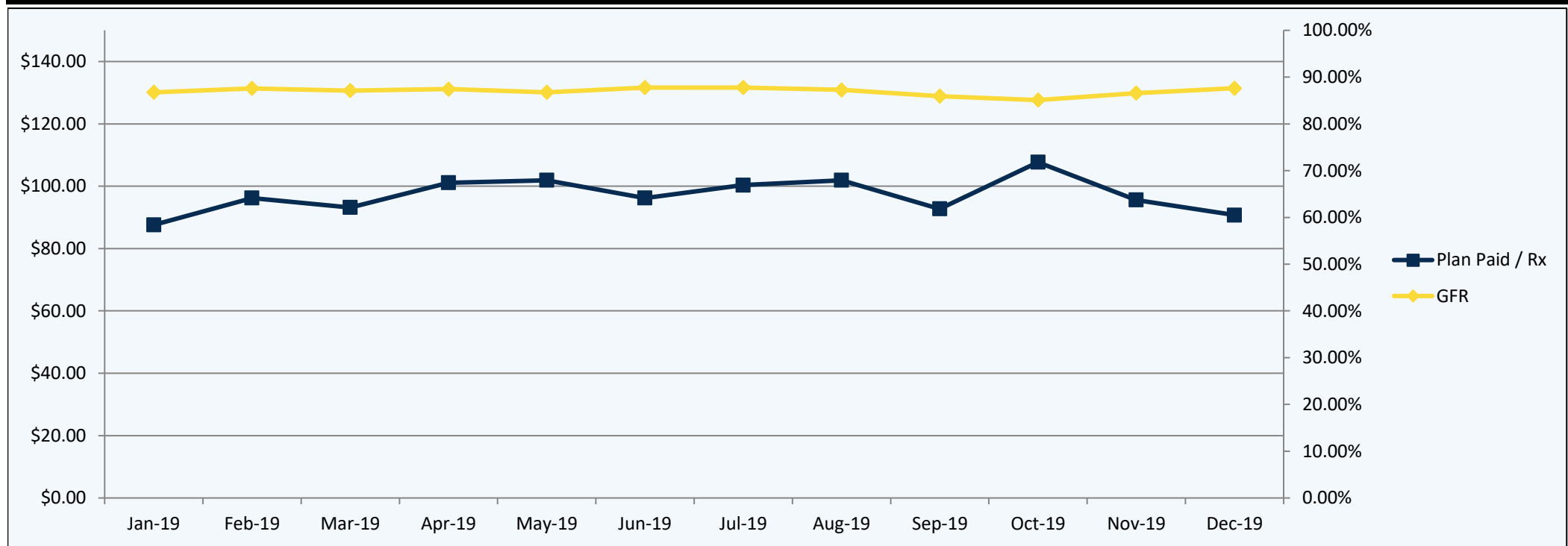
Period	Date Range	Eligible Members	Rx Count	Ingredient Cost	Fill Fee	Total Cost	Member Paid	Copay Assistance	True OOP	Plan Paid
Current	01/01/2019 - 12/31/2019	6,177	90,595	\$13,428,796.63	\$158,900.81	\$13,587,725.39	\$744,502.49	\$15,129.25	\$729,373.24	\$12,838,139.81
Comparator	01/01/2018 - 12/31/2018	5,207	76,096	\$11,410,073.37	\$114,641.46	\$11,524,751.03	\$652,109.29	\$12,540.74	\$639,568.55	\$10,863,500.35
Difference		18.64%	19.05%	17.69%	38.61%	17.90%	14.17%	20.64%	14.04%	18.18%



Utilization Summary

****Normalized Data****

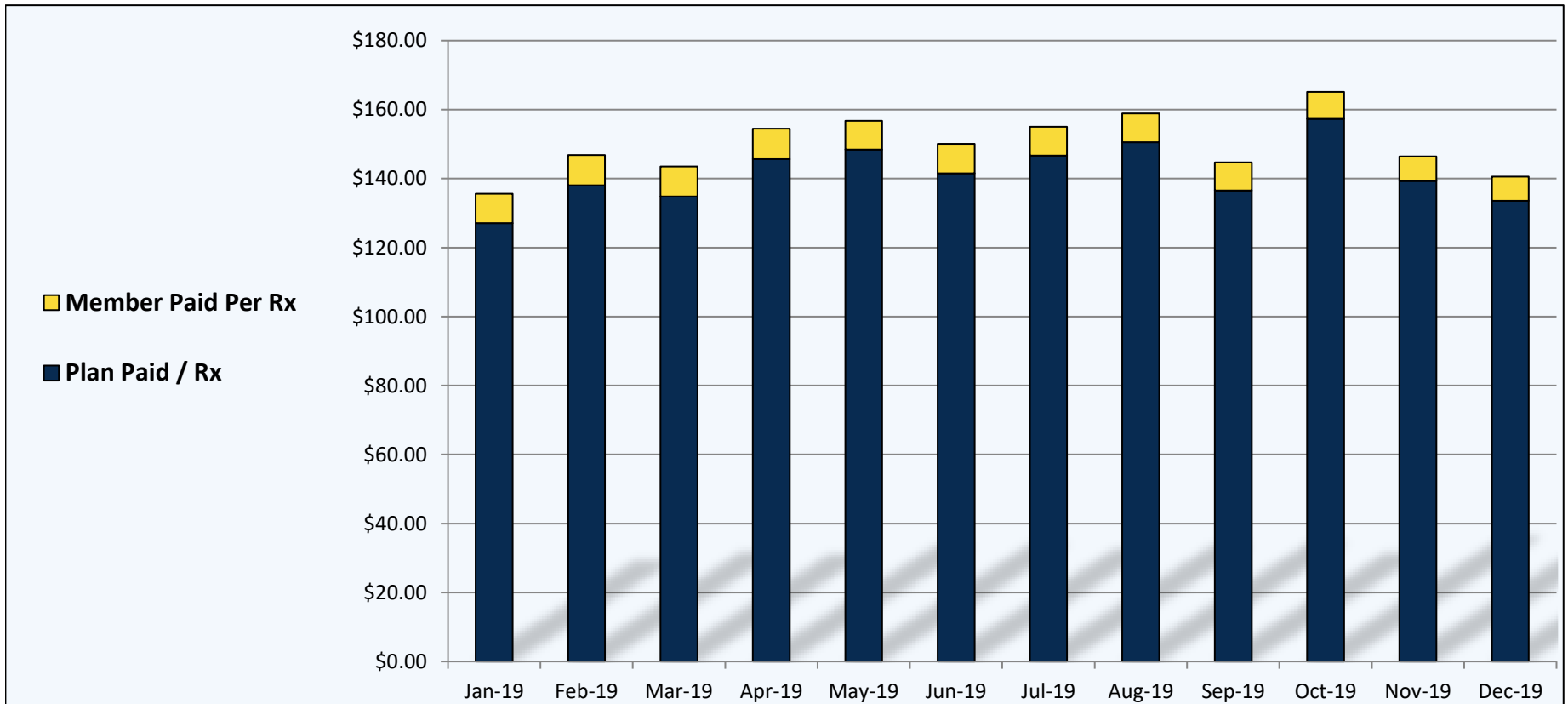
	Rxs PMPM	Plan Paid PMPM	% Generic Rxs	Plan Paid / Generic	% Brand Rxs	Plan Paid / Brand	% Formulary Rxs	Ingredient Cost / Rx	Fill Fee / Rx	Total Cost / Rx	Member Cost / Rx	Plan Cost / Rx
Current	1.78	\$173.20	86%	\$25.63	14%	\$573.69	96%	\$101.61	\$1.20	\$102.82	\$5.63	\$97.14
Comparator	1.83	\$173.88	84%	\$25.19	16%	\$495.21	95%	\$99.84	\$1.00	\$100.84	\$5.71	\$95.05
Difference	-2.60%	-0.39%	2.16%	1.71%	-13.56%	13.68%	0.57%	1.75%	16.56%	1.92%	-1.28%	2.15%
Similar Client Type	1.87	\$170.98	86%	\$23.36	14%	\$492.78	95%	\$97.15	\$0.95	\$98.11	\$6.62	\$91.33
ProAct BoB	1.15	\$100.18	87%	\$20.51	13%	\$519.22	96%	\$96.11	\$1.06	\$97.17	\$9.90	\$87.13



Proprietary & Confidential



Member Paid vs Plan Paid



	Jan-19	Feb-19	Mar-19	Apr-19	May-19	Jun-19	Jul-19	Aug-19	Sep-19	Oct-19	Nov-19	Dec-19
Member Paid Per Rx	\$8.56	\$8.79	\$8.69	\$8.88	\$8.39	\$8.59	\$8.31	\$8.38	\$8.18	\$7.77	\$7.13	\$7.04
Plan Paid / Rx	\$127.06	\$138.04	\$134.84	\$145.61	\$148.40	\$141.51	\$146.69	\$150.55	\$136.53	\$157.34	\$139.31	\$133.54
Member Pay % of Total	6%	6%	6%	6%	5%	6%	5%	5%	6%	5%	5%	5%
Similar Client Type Member Paid / Rx	\$10.47	\$10.35	\$9.91	\$10.14	\$10.58	\$10.74	\$10.46	\$10.78	\$10.08	\$9.83	\$9.08	\$9.37
Similar Client Type Member Pay %	7%	7%	7%	7%	7%	7%	7%	7%	7%	7%	6%	6%



Proprietary & Confidential



Summary by Month

Month	Eligible Members	Utilizing Members	Rx Count	Member Paid / Rx	Plan Paid	Plan Paid / Rx	% Generic	% Brand	% MS Brand	Plan Paid / Brand	Plan Paid / Generic	Plan Paid PMPM	Rx Count PMPM
Jan-18	5,224	2,485	7,044	\$9.29	\$991,547.92	\$140.76	84%	15%	1%	\$686.06	\$37.56	\$189.81	1.35
Feb-18	5,236	2,400	6,269	\$8.98	\$884,565.37	\$141.10	85%	14%	1%	\$683.18	\$42.36	\$168.94	1.20
Mar-18	5,218	2,355	6,350	\$9.42	\$869,153.35	\$136.87	85%	13%	2%	\$705.63	\$38.67	\$166.57	1.22
Apr-18	5,221	2,337	6,306	\$8.91	\$864,749.25	\$137.13	86%	13%	1%	\$709.57	\$40.72	\$165.63	1.21
May-18	5,181	2,369	6,445	\$8.93	\$998,451.63	\$154.92	85%	14%	1%	\$766.84	\$43.20	\$192.71	1.24
Jun-18	5,185	2,305	6,113	\$8.91	\$965,921.67	\$158.01	85%	14%	2%	\$812.74	\$41.57	\$186.29	1.18
Jul-18	5,191	2,284	6,172	\$8.80	\$913,096.06	\$147.94	85%	14%	1%	\$738.78	\$41.12	\$175.90	1.19
Aug-18	5,202	2,270	6,131	\$8.57	\$847,785.39	\$138.28	85%	14%	2%	\$686.69	\$40.34	\$162.97	1.18
Sep-18	5,201	2,255	5,936	\$8.07	\$852,995.85	\$143.70	83%	15%	2%	\$671.46	\$38.70	\$164.01	1.14
Oct-18	5,201	2,424	6,746	\$7.59	\$922,972.61	\$136.82	83%	16%	1%	\$647.29	\$29.49	\$177.46	1.30
Nov-18	5,203	2,346	6,252	\$7.70	\$885,078.96	\$141.57	84%	15%	2%	\$706.27	\$31.22	\$170.11	1.20
Dec-18	5,215	2,311	6,332	\$7.60	\$867,182.29	\$136.95	85%	14%	2%	\$720.92	\$33.36	\$166.29	1.21
Total:	5,207	2,345	76,096	\$8.57	\$10,863,500.35	\$142.76	84%	14%	1%	\$711.29	\$38.19	\$173.89	1.22

Month	Eligible Members	Utilizing Members	Rx Count	Member Paid / Rx	Plan Paid	Plan Paid / Rx	% Generic	% Brand	% MS Brand	Plan Paid / Brand	Plan Paid / Generic	Plan Paid PMPM	Rx Count PMPM
Jan-19	6,167	2,782	7,562	\$8.56	\$960,853.48	\$127.06	87%	12%	1%	\$738.08	\$32.01	\$155.81	1.23
Feb-19	6,170	2,728	7,045	\$8.79	\$972,521.63	\$138.04	87%	12%	1%	\$790.82	\$40.73	\$157.62	1.14
Mar-19	6,160	2,781	7,593	\$8.69	\$1,023,860.68	\$134.84	87%	12%	1%	\$782.89	\$37.91	\$166.21	1.23
Apr-19	6,136	2,753	7,471	\$8.88	\$1,087,866.27	\$145.61	87%	12%	1%	\$846.69	\$41.01	\$177.29	1.22
May-19	6,154	2,763	7,540	\$8.39	\$1,118,904.26	\$148.40	86%	12%	1%	\$813.36	\$43.54	\$181.82	1.23
Jun-19	6,175	2,790	7,418	\$8.59	\$1,049,697.07	\$141.51	87%	11%	1%	\$844.08	\$39.43	\$169.99	1.20
Jul-19	6,195	2,742	7,517	\$8.31	\$1,102,667.22	\$146.69	87%	11%	1%	\$874.77	\$40.86	\$177.99	1.21
Aug-19	6,201	2,748	7,517	\$8.38	\$1,131,696.79	\$150.55	87%	12%	1%	\$847.41	\$43.13	\$182.50	1.21
Sep-19	6,212	2,820	7,626	\$8.18	\$1,041,209.68	\$136.53	85%	14%	1%	\$666.91	\$39.93	\$167.61	1.23
Oct-19	6,183	2,958	8,142	\$7.77	\$1,281,044.16	\$157.34	84%	15%	1%	\$753.93	\$42.53	\$207.19	1.32
Nov-19	6,178	2,826	7,429	\$7.13	\$1,034,917.47	\$139.31	85%	14%	1%	\$801.31	\$25.23	\$167.52	1.20
Dec-19	6,191	2,855	7,735	\$7.04	\$1,032,901.10	\$133.54	87%	12%	1%	\$833.38	\$25.79	\$166.84	1.25
Total:	6,177	2,796	90,595	\$8.23	\$12,838,139.81	\$141.71	86%	13%	1%	\$799.47	\$37.67	\$173.20	1.22





Analysis



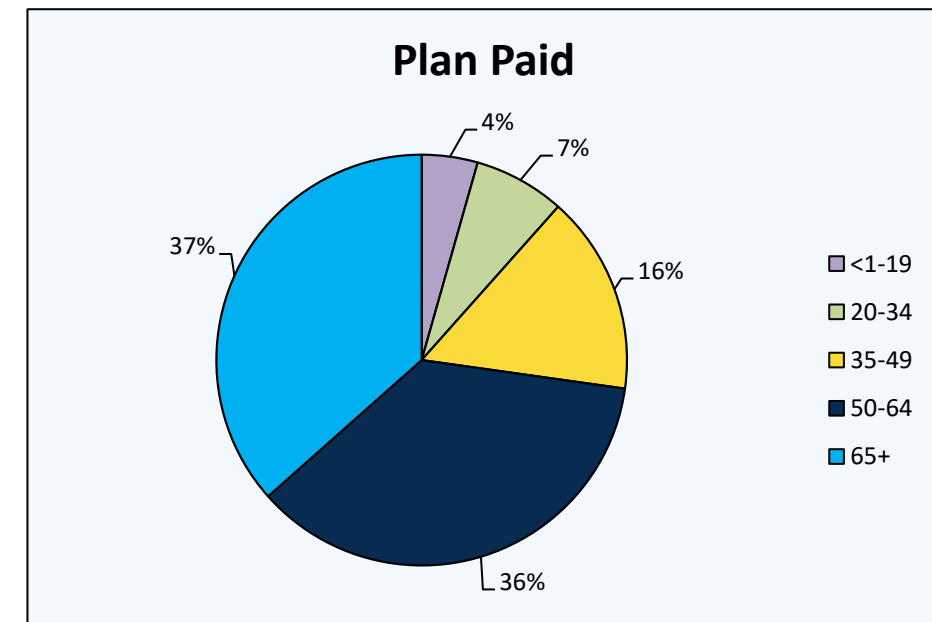
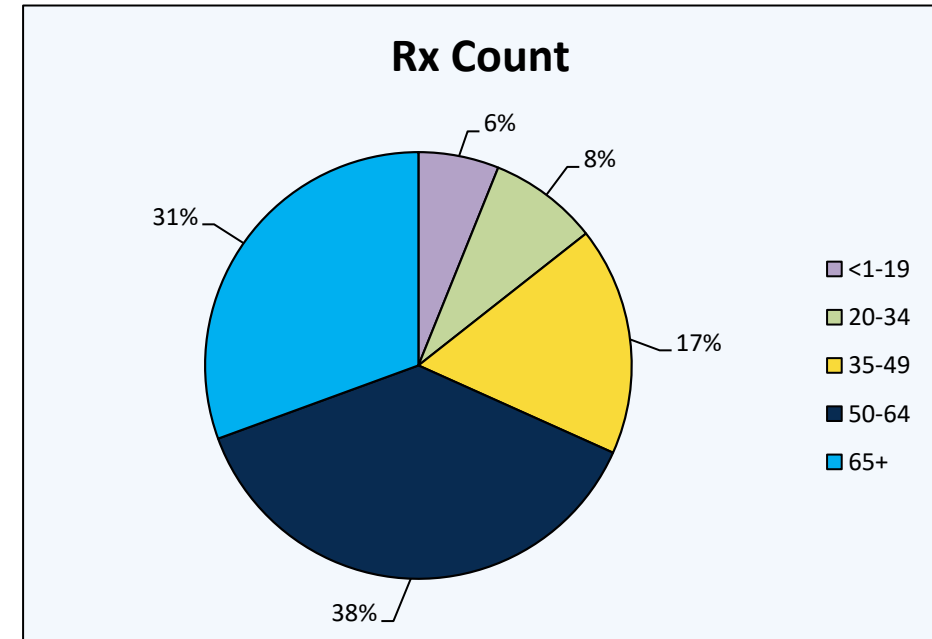
Pharmacy Eligible Members & Demographics

Contract Count	Eligible Members
2,872	6,177

Member Type:	Eligible Members	Rx Count
Cardholder:	2,872	53,716
Spouse:	1,439	27,503
Dependent:	1,866	9,376
Total	6,177	90,595

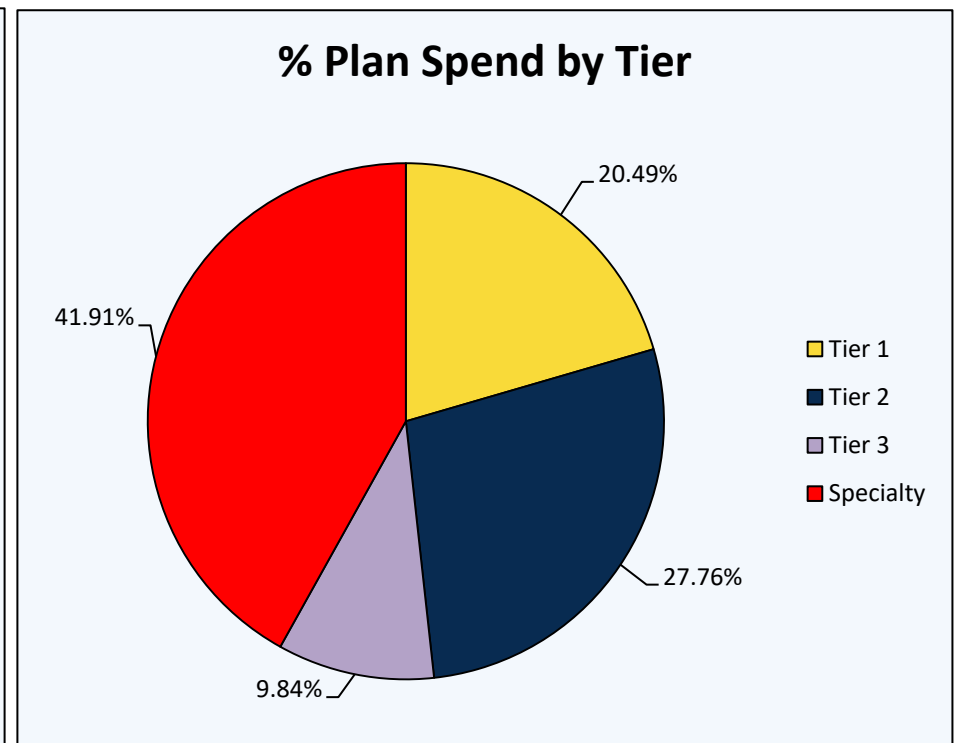
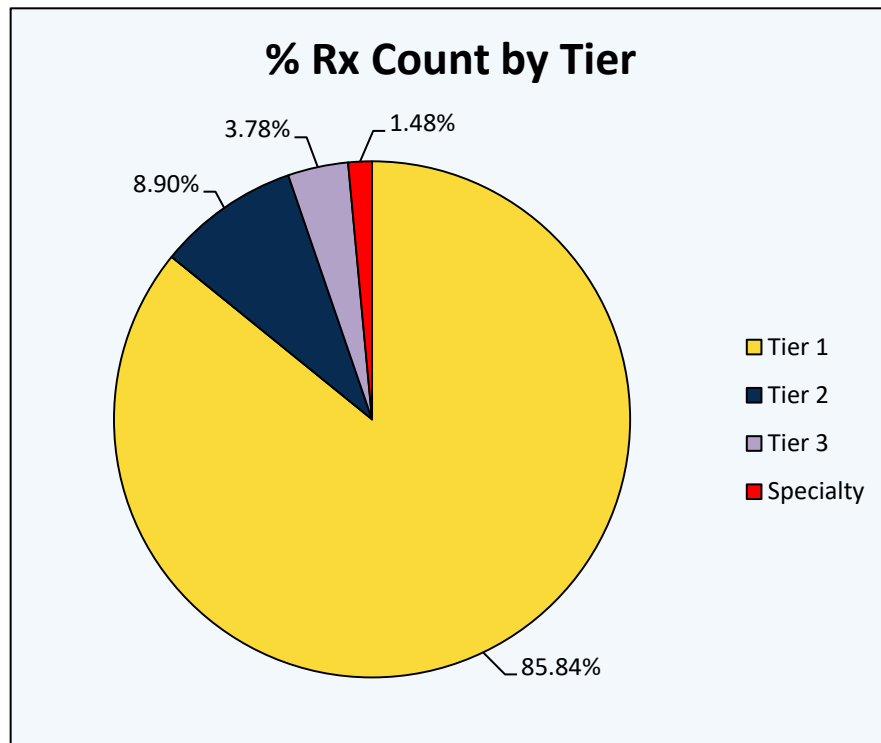
Demographic Information:	
% Male	49%
% Female	51%
Average Age - Cardholder	50
Average Age - Cardholder and Family	44

Age Group	Eligible Members	Plan Spend / Member	Similar Client Type Plan Spend Per Member
<1 - 19	1,260	\$37.38	\$35.81
20 - 34	1,126	\$68.22	\$67.78
35 - 49	1,227	\$136.43	\$139.95
50 - 64	1,586	\$244.44	\$247.83
65+	979	\$399.35	\$545.90



Drug Usage Analysis

	Generic - Tier 1	Preferred Brand - Tier 2	Non-Preferred Brand - Tier 3	Specialty
Rx Count	77,767	8,060	3,424	1,344
Plan Paid / Rx	\$33.83	\$442.19	\$368.80	\$4,003.40
Plan Paid	\$2,630,742.59	\$3,564,047.01	\$1,262,779.02	\$5,380,571.19
% Plan Spend	20.49%	27.76%	9.84%	41.91%



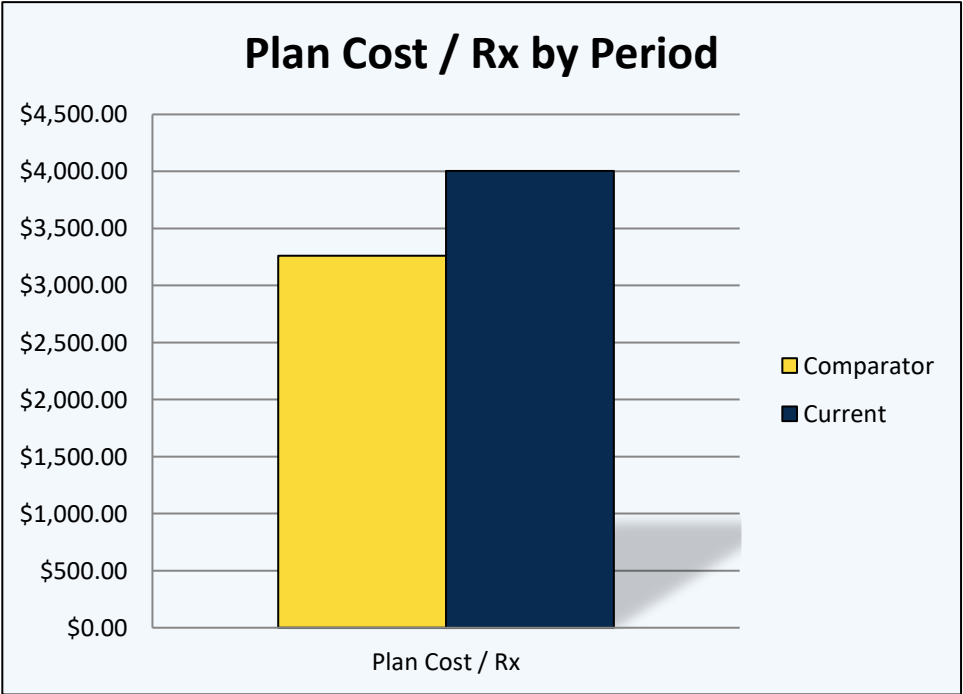
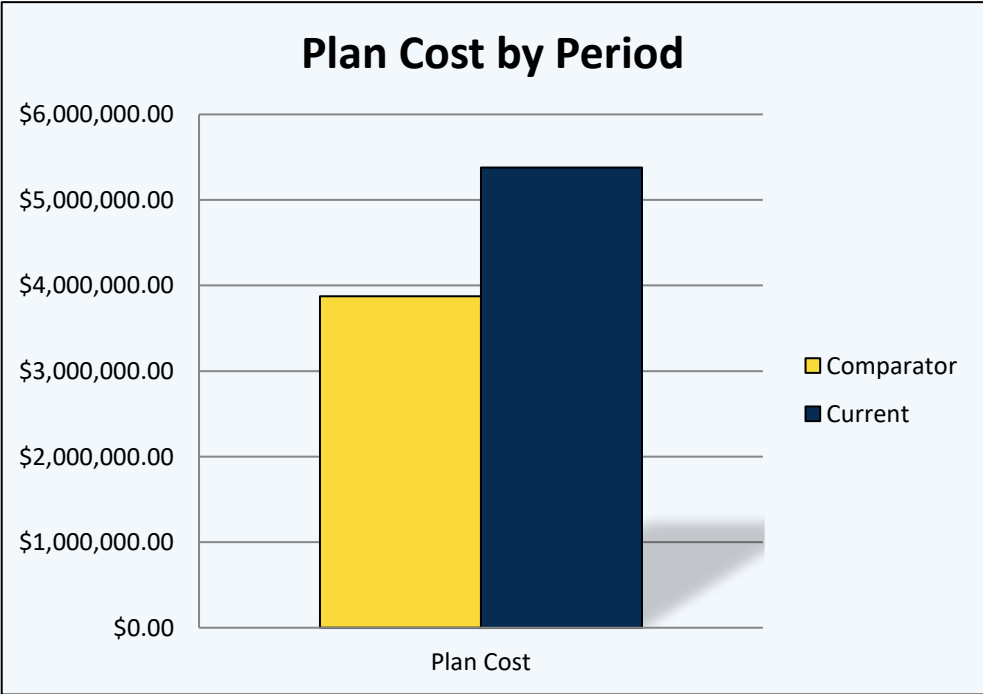
Therapeutic Drug Category Analysis

Category Name	Common Disease	Common Brand Medications	Common Generic Medications	Utilizing Members	Rx Count	Plan Paid	% Generic
Antidiabetic	High Blood Sugar	Actosplus Met, Actos, Avandamet, Avandia, Insulin Products, Januvia, Starlix	acarbose, glimepiride, glipizide, glipizide XL, glyburide, metformin, metformin ER, nateglinide	465	4,641	\$1,765,730.46	55.07%
Antiasthmatic	Asthma	Accolate, Duoneb, Foradil, Singulair, Spirivia, Symbicort, Theo-24, Ventolin	albuterol, albuterol/ipratropium, aminophylline, theophylline, budesonide	850	3,969	\$733,571.45	39.28%
Anticoagulants	Blood clots	Arixtra, Coumadin, Effient, Fragmin, Lovenox	anagrelide, dipyridamole, pentoxifylline, ticlopidine, warfarin	172	976	\$399,708.91	29.71%
Anticonvulsant	Seizures	Carbatrol, Depakene, Gabitril, Keppra, Lamictal, Lyrica, Neurontin, Tegretol, Topamax, Trileptal	carbamazepine, divalproex, gabapentin, lamotrigine, levetiracetam, phenobarbitol, topiramate	516	3,024	\$305,139.51	89.88%
Dermatological	Topical Agents	Benzaclin Care Kit/gel, Differin, Duac, Elocon, Lidex, Loprox Gel/Shampoo, Metrogel,	ammonium lactate, betamethasone, hydrocortisone, triamcinolone acetoneide	1,066	2,357	\$295,234.33	96.82%
Stimulants/Anti-Obesity/Anorex	Stimulants	Adderall XR, Concerta, Daytrena, Focalin, Metadate CD/ER, Nuvigil, Provigil, Ritalin/LA/SR	amphetamine/dextroamphetamine, methylphenidate ER/SR	251	1,985	\$289,305.91	84.99%
Analgesics- Narcotic	Pain - Narcotic	Avinza, Embeda, Kadian, Opana, OxyContin, Vicodin	fentanyl, hydrocodone, hydromorphone, meperidine, methadone, morphine, oxycodone	749	2,659	\$254,622.88	89.13%
Antidepressants	Depression	Celexa, Cymbalta, Effexor, Lexapro, Paxil, Pristiq, Prozac, Sarafem, Wellbutrin, Zoloft	bupropion, citalopram, fluoxetine, mirtazapine, paroxetine, sertraline, venlafaxine	1,260	8,143	\$253,611.67	97.83%
Misc. Gi	Crohn's Disease, Irritable Bowel Disorder, etc.	Amitiza, Asacol, Cimzia, Pentasa, etc.	Metoclopramide, sulfasalazine, etc.	108	497	\$242,123.33	69.01%
Antihyperlipidemic	High Cholesterol	Advicor, Antara, Colestid, Crestor, Fenofibric Acid, Fibricor, Lescol/XL, Lipitor, Lovaza, Tricor, Vytorin, Welchol, Zetia	atorvastatin, cholestyramine, colestipol, fenofibrate, gemfibrozil, lovastatin, pravastatin, simvastatin	1,020	5,495	\$223,493.25	97.71%



Specialty Drug Summary

	Comparator Period January 1, 2018 - December 31, 2018	Current Period January 1, 2019 - December 31, 2019	% Difference
Utilizing Members	168	176	4.76%
Rx Count	1,189	1,344	13.04%
Ingredient Cost	\$3,900,952.28	\$5,409,039.88	38.66%
Member Cost	\$25,439.30	\$31,145.84	22.43%
Plan Cost	\$3,876,198.63	\$5,380,571.19	38.81%
Plan Cost / Specialty Rx	\$3,260.05	\$4,003.40	22.80%
Plan Cost / Specialty Utilizer	\$23,072.61	\$30,571.43	32.50%
% of Total Rx Count	1.56%	1.48%	-
% of Total Plan Cost	35.68%	41.91%	-
% Member Share	0.65%	0.58%	-



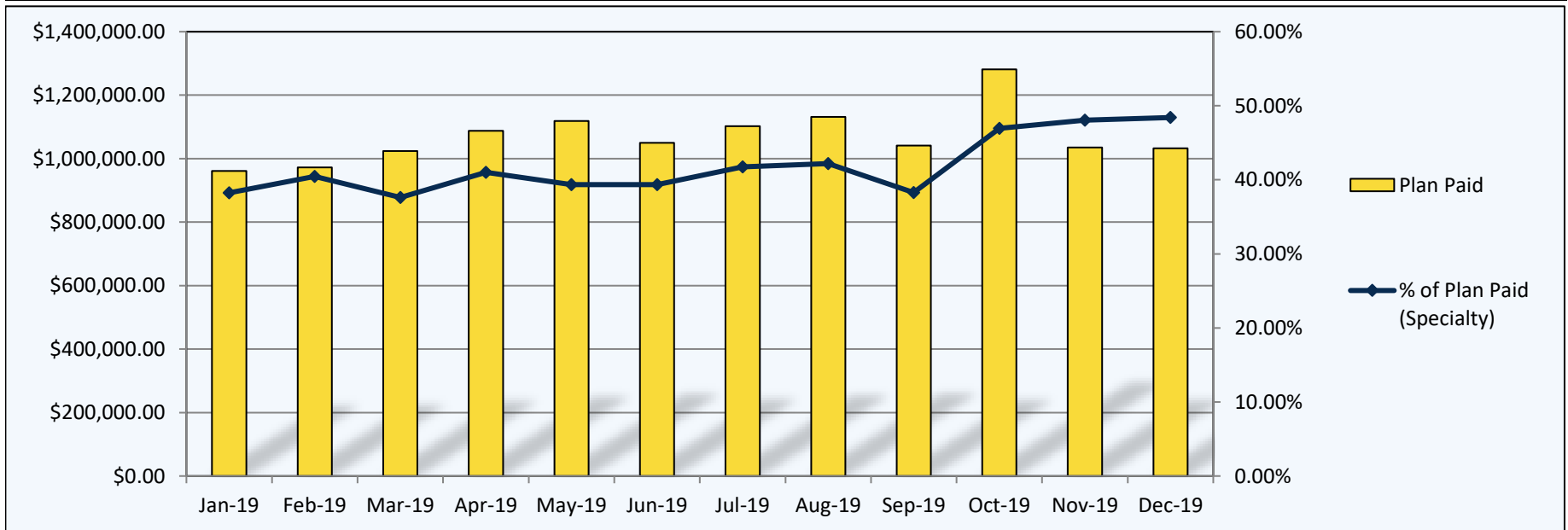
Top Specialty Drugs

Top Specialty Drugs

Drug Name	Drug Class	Utilizing Members	Rx Count	Total Cost	Member Cost	Plan Cost
Humira Pen	Systemic Inflammatory Agents	15	109	\$575,197.99	\$2,655.00	\$572,542.99
Stelara	Antipsoriatics	6	16	\$312,095.60	\$699.93	\$311,395.67
Cosentyx Pen	Antipsoriatics	6	52	\$295,580.14	\$1,990.00	\$293,590.14
Tagrisso	Antineoplastics (Cancer)	1	13	\$199,364.79	\$455.00	\$198,909.79
Enbrel Srclk	Systemic Inflammatory Agents	5	39	\$198,910.25	\$845.00	\$198,065.25

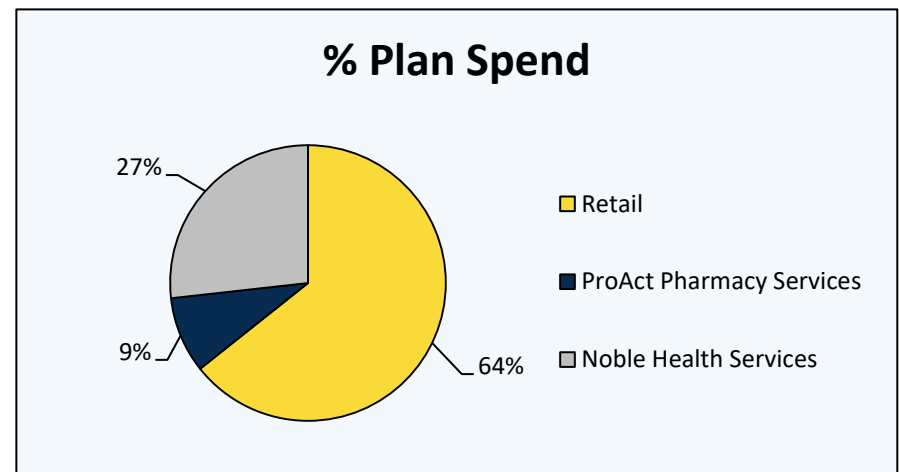
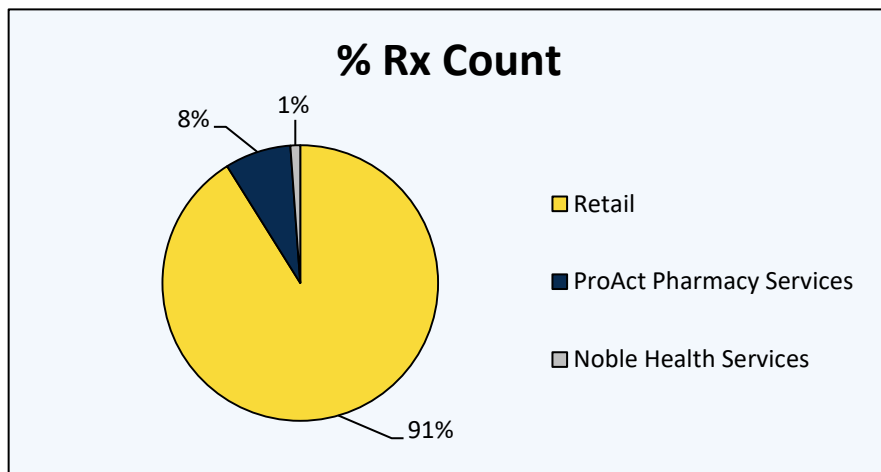
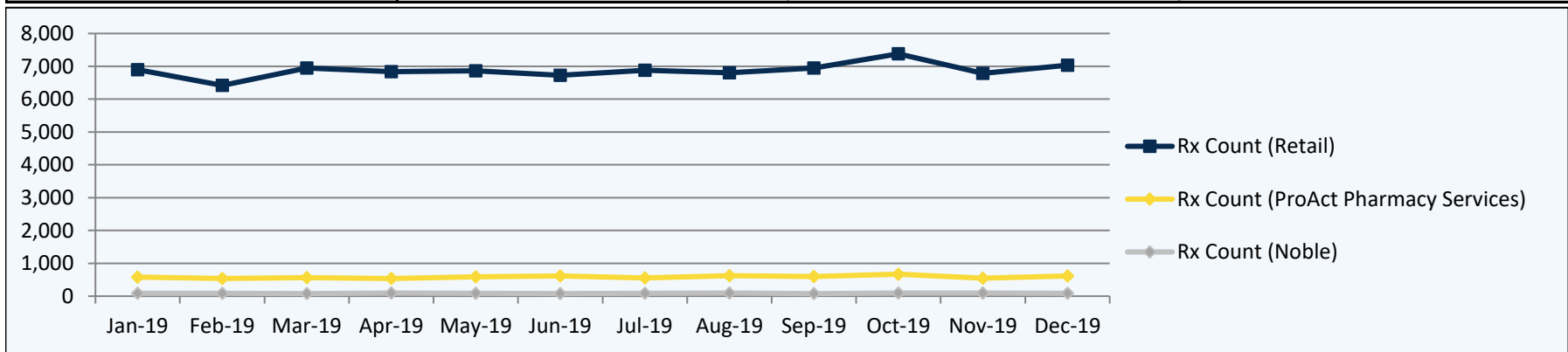
Top Specialty Classes

4 Digit GPI	Drug Class	Utilizing Members	Rx Count	Total Cost	Member Cost	Plan Cost
2153	Antineoplastics (Cancer)	9	75	\$939,928.80	\$2,240.00	\$937,688.80
6240	Multiple Sclerosis Agents	13	123	\$832,393.60	\$2,800.00	\$829,593.60
9025	Antipsoriatics	13	92	\$787,029.63	\$3,584.93	\$783,444.70
6627	Systemic Inflammatory Agents	18	131	\$686,755.23	\$3,002.00	\$683,753.23
6629	Systemic Inflammatory Agents	6	50	\$257,368.20	\$1,155.00	\$256,213.20



Drug Fill Location Analysis

	Retail	ProAct Pharmacy Services	Noble Health Services
Utilizing Members	4,892	660	119
Rx Count	82,528	7,027	1,040
Ingredient Cost	\$8,719,992.75	\$1,249,684.10	\$3,459,119.78
Fill Fee	\$156,981.41	\$20.00	\$1,899.40
Member Paid	\$615,931.53	\$103,269.60	\$25,301.36
Plan Paid	\$8,256,216.10	\$1,146,205.89	\$3,435,717.82





Ron's Clinical Corner

Drug Recalls



Unfortunately, it is common for product recalls to happen in the prescription drug industry. These are typically the result of manufacturer- or FDA-identified issues with a product or batch of products. While some of these are minor in nature, there are cases where they could be very dangerous.

The two most common types of recalls are retail and patient level recalls. Retail-level recalls apply to pharmacies and other providers that stock the recalled product. In this recall, the requirement is that establishments that have the product on hand quarantine and no longer distribute the product. In a patient level recall, the recall not only applies to pharmacies and other providers, but also patients or consumers. In the case of a patient level recall, patients or consumers who may be at risk are required to be notified by the pharmacy or provider that supplied the medication. In addition, the affected product must be quarantined as it is in a retail-level recall.

In the case of ranitidine, which was also the case for blood pressure medications like irbesartan, losartan, and valsartan, the FDA determined products were contaminated with NDMA (N-nitrosodimethylamine). What first started out as a retail level recall, then escalated into a patient level recall once more testing was completed. The FDA is continuing the investigation to see how much NDMA is in the ranitidine, the potential risk to patients, and the source of the active ingredient. Preliminary testing from the FDA has also indicated that certain nizatidine (Axid®), a medication in the same therapeutic class as ranitidine, products may also be affected, but no recalls have been announced at this time. NDMA is something that most people are exposed to even if not taking one of these medications, as there are small amounts in water and common foods such as bacon, grilled meats, and dairy products.

The FDA continues to work on enforcing standards as both generic and brand name drugs are often made from or include ingredients from overseas. They continue to work with manufacturers and global regulators to ensure safe, effective, and high-quality drugs for the American public. Unfortunately, these investigations and policy changes take time, so it is important for the agency to enforce the current standards to limit the potential for situations like this to arise.

The ranitidine recall will certainly not be the last major recall we hear about. Hopefully, as the FDA continues to push forward in enforcing standards and becomes more sophisticated in testing methods, the frequency of these recalls will be reduced. As a reminder, if you or someone you know is affected by a drug recall we encourage you to speak with your physician.



Generic Launch Schedule (dates are estimates based on currently available information)

Brand Name	Earliest Possible Launch	Therapeutic Class	Brand Name	Earliest Possible Launch	Therapeutic Class	Brand Name	Earliest Possible Launch	Therapeutic Class
ABRAXANE	03/31/2022	CANCER	EPANED	04/30/2021	BLOOD PRESSURE	RENOVA (0.02%)	03/07/2020	FACIAL WRINKLES
ABSORICA	12/27/2020	ACNE	EPIDUO FORTE	2020-2021	ACNE	RESCULA	2020-2021	EYE DISORDERS
AFINITOR	2020	CANCER	ERAXIS	04/12/2021	INFECTION	REVLIMID	1Q22	CANCER
ALTRENO	08/23/2021	ACNE	EVAMIST	07/31/2022	MENOPAUSE	RISPERDAL CONSTA	11/26/2020	SCHIZOPHRENIA
AMITIZA	01/01/2021	IRRITABLE BOWEL	FLOVENT HFA	2021	RESPIRATORY	SAPHRIS	1H20	DEPRESSION
ANTARA	2020-2022	CHOLESTEROL	FOLOTYN	11/15/2022	CANCER	SELZENTRY	08/06/2021	HIV/AIDS
APTIOM	06/27/2021	EPILEPSY	FORTEO	2H20	OSTEOPOROSIS	SILENOR	01/01/2020	INSOMNIA
APTIVUS	04/30/2020	HIV/AIDS	GILENYA	11/11/2021	MULTIPLE SCLEROSIS	SKLICE	05/03/2020	INFECTION
ARESTIN	03/29/2022	PERIODONTAL	IMPAVIDO	03/19/2021	INFECTION	SOMATULINE	03/08/2020	ENDOCRINE DISORDER
ATRIPLA	09/30/2020	HIV/AIDS	INNOPRAN XL	10/04/2021	CARDIOVASCULAR	SUPREP BOWEL	2021-2022	BOWEL PREP
BANZEL	05/30/2022	EPILEPSY	INTELENCE	06/14/2021	HIV/AIDS	SUTENT	08/16/2021	CANCER
BEPREVE	2021	ALLERGIC	IRESSA	07/13/2022	CANCER	SYNDROS	2020	NAUSEA/VOMITING
BETHKIS	2021-2022	CYSTIC FIBROSIS	JEVTANA KIT	09/27/2021	CANCER	TACLONEX	07/28/2020	PSORIASIS
BIDIL	09/08/2020	CARDIOVASCULAR	JUBLIA	12/06/2021	ONYCHOMYCOSIS	TAYTULLA	03/29/2020	CONTRACEPTION
BONJESTA	04/16/2021	NAUSEA/VOMITING	KALETRA	11/23/2020	HIV/AIDS	TECFIDERA	2020-2021	MULTIPLE SCLEROSIS
BROVANA	11/09/2021	RESPIRATORY	KERYDIN	2021	ONYCHOMYCOSIS	THALOMID	2020-2021	CANCER
BYETTA	2020	DIABETES	KORLYM	2H20	METABOLIC COND.	TIROSINT	2H20	THYROID
BYSTOLIC	09/17/2021	CARDIOVASCULAR	KUVAN	10/01/2020	METABOLIC COND.	TOVIAZ	2020-2021	OVERACTIVE BLADDER
CAPRELSA	06/27/2022	CANCER	LEXETTE	05/24/2021	PSORIASIS	TREANDA	12/07/2022	CANCER
CAYSTON	12/20/2021	CYSTIC FIBROSIS	LYRICA CR	2021-2022	FIBROMYALGIA	TRUVADA	09/30/2020	HIV/AIDS
CHANTIX	2020-2022	SMOKING CESSATION	MARQIBO KIT	09/25/2020	CANCER	TYKERB	09/29/2020	CANCER
CHOLBAM	03/17/2022	DIGESTIVE DISORDERS	MYCAMINE	2020	INFECTION	ULESFIA	2020-2021	INFECTION
CIPRODEX	2020	INFECTION	NEUPRO	03/30/2021	PARKINSON'S DISEASE	VALCHLOR	08/23/2020	CANCER
CLEVIPREX	02/23/2022	BLOOD PRESSURE	NORTHERA	02/18/2021	PARKINSON'S DISEASE	VELCADE	05/01/2022	CANCER
CRIVIVAN	02/10/2021	HIV/AIDS	NOVOLOG	01/02/2020	DIABETES	VELPHORO	3Q20	ELECTROLYTE IMBALANCE
CUVPOSA	2020	CEREBRAL PALSY	NYMALIZE	05/10/2020	BLOOD DISORDERS	VIBATIV	08/24/2022	INFECTION
DALIRESP	2020-2021	RESPIRATORY	OFIRMEV	12/06/2020	PAIN	VIIBRYD	2021	DEPRESSION
DENAVIR	06/17/2020	HERPES VIRUS	OMNARIS	2020	NASAL STEROID	VIMOVO	05/31/2022	PAIN
DEPO-SQ PR 104	05/15/2020	CONTRACEPTION	ONEXTON	2021-2022	ACNE	VIMPAT	03/17/2022	EPILEPSY
DEXILANT	2020-2023	GI/GERD	ONSOLIS	01/22/2020	PAIN	XOFIGO	44882	CANCER
DORYX MPC	2020	INFECTION	ORAVIG	09/11/2022	INFECTION	YONSA	03/07/2021	CANCER
DULERA	11/22/2020	ASTHMA	OXAYDO	01/01/2022	PAIN	ZIPSOR	03/24/2022	PAIN
DUOBRII	04/25/2022	PSORIASIS	PERFORMIST	06/22/2021	RESPIRATORY	ZOLADEX	04/13/2022	CANCER
DUREZOL	2020	EYE DISORDERS	POMALYST	08/08/2020	CANCER	ZOMIG NASAL	05/29/2021	MIGRAINE
EMTRIVA	2021	HIV/AIDS	PRADAXA	4Q21	CARDIOVASCULAR	ZORTRESS	03/10/2020	TRANSPLANT
ENJUVIA	03/08/2021	MENOPAUSE	QUTENZA	06/20/2021	PAIN			
ENTEREG	2H20	DIGESTIVE DISORDERS	RAYOS	12/23/2022	CANCER			

Source: IPD Analytics, December 2019





Ranking Reports



Top 25 Drugs by Cost

** (Drug Possibly Going to Generic)*

Drug Name	Drug Class	Brand / Generic	Specialty Indicator	Rank	Utilizing Members	Rx Count	Member Cost	Plan Cost	% of Total Plan Cost
Humira Pen	Analgesics- Anti-Inflammatory	Brand	Y	1	15	109	\$2,655.00	\$572,542.99	4.46%
Stelara	Dermatological	Brand	Y	2	6	16	\$699.93	\$311,395.67	2.43%
Cosentyx Pen	Dermatological	Brand	Y	3	6	52	\$1,990.00	\$293,590.14	2.29%
Trulicity	Antidiabetic	Brand	N	4	37	277	\$4,776.02	\$247,185.06	1.93%
Tagrisso	Antineoplastics	Brand	Y	5	1	13	\$455.00	\$198,909.79	1.55%
Enbrel Srck	Analgesics- Anti-Inflammatory	Brand	Y	6	5	39	\$845.00	\$198,065.25	1.54%
Xalkori	Antineoplastics	Brand	Y	7	1	11	\$220.00	\$193,811.26	1.51%
Eliquis	Anticoagulants	Brand	N	8	63	320	\$7,929.34	\$185,349.62	1.44%
Xarelto	Anticoagulants	Brand	N	9	48	290	\$7,334.32	\$172,665.03	1.34%
Lantus Solos	Antidiabetic	Brand	N	10	55	234	\$4,872.66	\$172,204.73	1.34%
<i>Gilenya *</i>	Misc. Psychotherapeutic And Neu	Brand	Y	11	3	21	\$1,085.00	\$171,654.41	1.34%
Dupixent	Dermatological	Brand	Y	12	7	52	\$1,129.12	\$164,287.22	1.28%
Ibrance	Antineoplastics	Brand	Y	13	2	13	\$455.00	\$160,494.49	1.25%
<i>Novolog *</i>	Antidiabetic	Brand	N	14	28	142	\$2,195.00	\$156,608.74	1.22%
Januvia	Antidiabetic	Brand	N	15	42	212	\$6,383.00	\$156,302.01	1.22%
Xtandi	Antineoplastics	Brand	Y	16	1	12	\$120.00	\$139,917.82	1.09%
Otezla	Analgesics- Anti-Inflammatory	Brand	Y	17	5	37	\$800.00	\$128,029.87	1.00%
Glatiramer	Misc. Psychotherapeutic And Neu	Generic	Y	18	3	29	\$145.00	\$123,699.20	0.96%
Taltz	Dermatological	Brand	Y	19	3	19	\$695.00	\$123,588.94	0.96%
<i>Pomalyst *</i>	Antineoplastics	Brand	Y	20	2	7	\$245.00	\$123,363.71	0.96%
Avonex Prefl	Misc. Psychotherapeutic And Neu	Brand	Y	21	2	17	\$400.00	\$118,655.41	0.92%
Jynarque	Misc. Endocrine	Brand	Y	22	2	8	\$280.00	\$117,878.00	0.92%
Xolair	Antiasthmatic	Brand	Y	23	4	34	\$855.00	\$117,443.94	0.91%
Symbicort	Antiasthmatic	Brand	N	24	76	276	\$6,938.14	\$114,000.19	0.89%
Norditropin	Misc. Endocrine	Brand	Y	25	4	25	\$335.00	\$108,504.23	0.85%



Top 25 Drugs by Rx Count

Drug Name	Drug Class	Brand / Generic	Specialty Indicator	Rank	Utilizing Members	Rx Count	Member Cost	Plan Cost	% of Total Plan Cost
Levothyroxin	Thyroid	Generic	N	1	466	3,073	\$20,374.11	\$28,896.00	0.23%
Lisinopril	Antihypertensive - Acei/Arbs	Generic	N	2	438	2,515	\$9,692.08	\$3,150.57	0.02%
Atorvastatin	Antihyperlipidemic	Generic	N	3	518	2,479	\$16,772.15	\$35,685.94	0.28%
Omeprazole	Ulcer Drugs	Generic	N	4	462	2,270	\$13,073.55	\$26,675.97	0.21%
Amlodipine	Antihypertension - Calcium Blockers	Generic	N	5	348	1,954	\$7,011.20	\$5,229.47	0.04%
Metformin	Antidiabetic	Generic	N	6	324	1,760	\$9,284.84	\$7,540.25	0.06%
Metoprol Suc	Antihypertensive - Beta Blocker	Generic	N	7	273	1,481	\$10,616.82	\$26,502.95	0.21%
Sertraline	Antidepressants	Generic	N	8	279	1,351	\$7,032.61	\$7,725.04	0.06%
Gabapentin	Anticonvulsant	Generic	N	9	273	1,212	\$6,137.79	\$13,450.32	0.10%
Losartan Pot	Antihypertensive - Acei/Arbs	Generic	N	10	254	1,202	\$7,219.87	\$7,655.87	0.06%
Hydrochlorot	Diuretics	Generic	N	11	214	1,142	\$3,267.88	\$831.63	0.01%
Escitalopram	Antidepressants	Generic	N	12	237	1,134	\$6,135.96	\$6,802.06	0.05%
Montelukast	Antiasthmatic	Generic	N	13	242	1,118	\$6,466.87	\$12,041.32	0.09%
Prednisone	Corticosteroids	Generic	N	14	598	1,045	\$4,267.00	\$3,987.74	0.03%
Amoxicillin	Penicillins	Generic	N	15	744	1,016	\$4,157.11	\$2,308.45	0.02%
Bupropn Hcl	Antidepressants	Generic	N	16	183	952	\$6,205.45	\$24,708.58	0.19%
Rosuvastatin	Antihyperlipidemic	Generic	N	17	205	913	\$6,896.90	\$32,904.76	0.26%
Pantoprazole	Ulcer Drugs	Generic	N	18	194	901	\$6,425.45	\$12,246.99	0.10%
Fluoxetine	Antidepressants	Generic	N	19	164	831	\$3,955.86	\$18,538.27	0.14%
Amphet/Dextr	Stimulants/Anti-Obesity/Anorex	Generic	N	20	88	686	\$4,689.66	\$66,061.48	0.51%
Duloxetine	Antidepressants	Generic	N	21	115	683	\$4,607.65	\$22,232.56	0.17%
Simvastatin	Antihyperlipidemic	Generic	N	22	142	679	\$3,489.46	\$7,992.08	0.06%
Azithromycin	Macrolide Antibiotics	Generic	N	23	533	674	\$3,295.17	\$3,914.96	0.03%
Amox/K Clav	Penicillins	Generic	N	24	522	670	\$3,864.04	\$8,093.68	0.06%
Citalopram	Antidepressants	Generic	N	25	131	641	\$2,786.88	\$2,519.02	0.02%



Glossary

✓ Comparators

- **BOB** - Book of Business, ProAct's entire client population
- **Similar Client** - Clients within ProAct's Book of Business from within a similar industry or client type

✓ Financial

- **Ingredient Cost** - Drug cost paid to dispensing pharmacies (excludes other fees)
- **Fill Fee** - Dispensing fee paid to dispensing pharmacies
- **Total Cost** - Ingredient cost and Fill fee combined
- **Member Paid** - Member copayment at time of service
- **Plan Paid** - Plan responsibility for prescriptions filled after copayment

✓ Patient

- **Eligible Members** - Total participants including spouses and dependent covered by the plan
- **Utilizing Members** - Number of members filling a prescription during the reporting time period

✓ Prescription

- **Brand** - A prescription drug that has been patented and is only available through one manufacturer
- **Generic** - A drug which is the pharmaceutical equivalent to one or more brand name drugs. Such drugs have been approved by the Food and drug Administration as meeting the same standards for safety, purity, strength, and effectiveness as the brand name drug.
- **Specialty** - Medications used to treat complex conditions that require special handling and/or special monitoring. These medications are often biology-based and mimic substances found in the body to produce their effects. These medications are typically high cost and may only be available from a limited number of specialty pharmacies
- **Normalized Data** - Per Member Per Month
- **Formulary Rx Percentage** - Percentage of total prescriptions that were filled as generic or preferred brand products compared to ProAct's national formulary

